

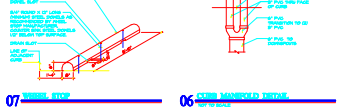
03 ACCURATE PARKING SPACE SIGN
SIDE VIEW



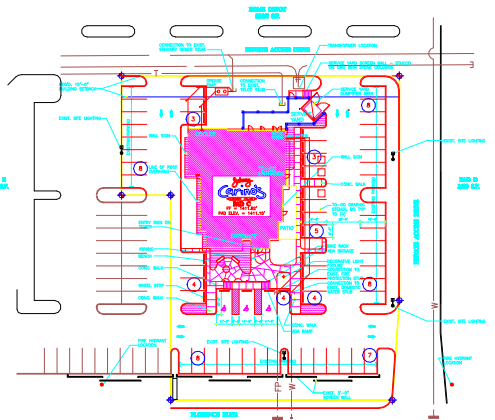
05 WALK SURFACE RISE
SIDE VIEW



06 CURB MINIMUM DETAIL
TOP VIEW



07 RAMP DETAIL
TOP VIEW



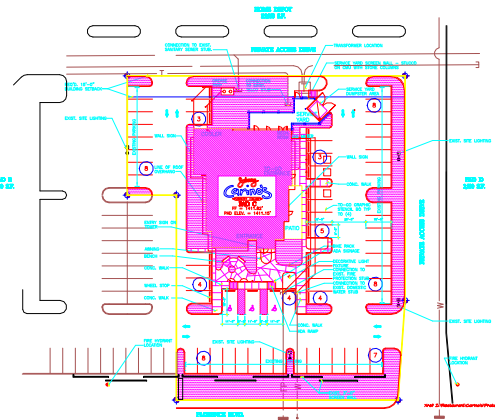
FLOOR PLAN
1:1 SCALE

OWNER/DEVELOPER INFORMATION
WM. GRACE DEVELOPMENT CO.
7375 N. 16TH ST.
SUITE 1
PHOENIX, AZ 85020
602.956.8254

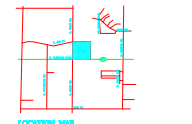
RESTAURANT OPERATOR
SABENA FOOD GROUP
6801 JEFFERSON STREET
SUITE 500
ALBUQUERQUE, NM 87109
505.850.9500



MARKETPLACE MAP



FLOOR PLAN
1:1 SCALE



LOCKERS MAP

ADDITIONAL INFORMATION
JOHNNY CARINO'S COUNTRY ITALIAN A CASUAL DINING COMMERCIAL RESTAURANT ON PAD C, APPROXIMATELY 40,400 S.F. OF THE CASA GRANDE MARKETPLACE DEVELOPMENT.


LEGAL DESCRIPTION
PAD 'C' - CASA GRANDE MARKET PLACE

PROJECT DATA

ZONING	PAD	COVERAGE
LAND AREA	± 40,400 S.F.	100%
LANDSCAPE AREA	± 9,800 S.F.	24%
BUILDING/PAVING AREA	± 30,848 S.F.	76%
BUILDING AREA	4879 S.F.	
COOLER/FREEZER	250 S.F.	
PATIO	400 S.F.	
TOTAL	5528 SQ. FT.	
DINING SEATS	193 SEATS	
BUILDING HEIGHT	26'-4" AT PEAK	

PARKING COUNT

PARKING BASED ON 1/50 SF OF USABLE PUBLIC AREA.
2267/50 = 44 REQUIRED



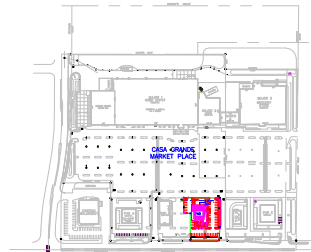
59 SPACES
3 ACCESSIBLE SPACES
62 TOTAL SPACES PROVIDED

OWNER/DEVELOPER INFORMATION

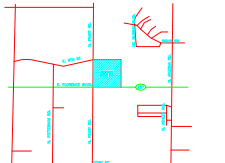
WM GRACE DEVELOPMENT CO.
7575 N. 16TH ST.
SUITE 1
PHOENIX, AZ 85020
602.856.8254

RESTAURANT OPERATOR

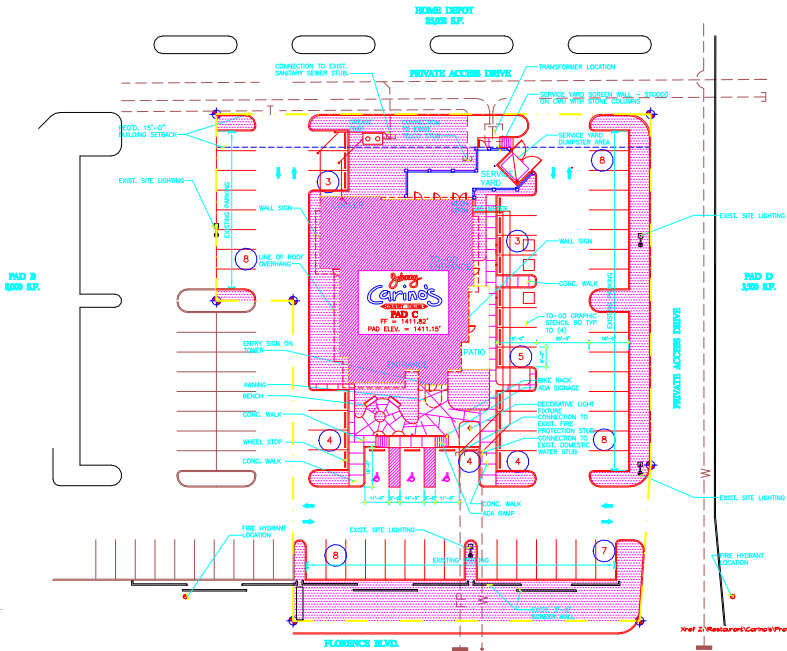
SANDIA FOOD GROUP
6801 JEFFERSON STREET
SUITE 500
ALBUQUERQUE, NM 87109
505.856.9500



MARKETPLACE MAP



LOCATION MAP



SITE PLAN

1" = 20'-0"



NORICH

PROJECT DESCRIPTION

JOHNNY CARINO'S COUNTRY ITALIAN A CASUAL DINING COMMERCIAL RESTAURANT ON PAD C APPROXIMATELY 40,450 S.F. OF THE CASA GRANDE MARKETPLACE DEVELOPMENT.

THIS PARCEL IS DELIVERED PAD READY. ALL UTILITIES ARE DELIVERED TO THE SITE AS NOTED ON THIS PLAN. THE PAD SITE HAS BEEN ROUGH GRADED. DRAINAGE AND RETENTION IS COVERED UNDER SEPARATE DOCUMENTS. PARKING AS NOTED ON THE PLAN IS EXISTING.

LEGAL DESCRIPTION

PAD "C" - CASA GRANDE MARKET PLACE

PROJECT DATA

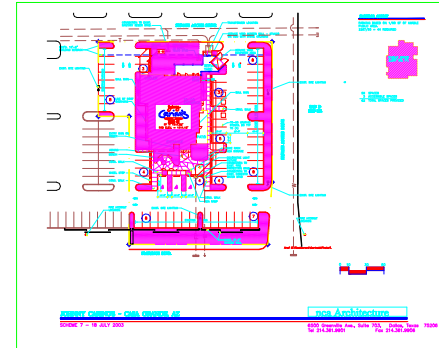
ZONING	PAD	COVERAGE
LAND AREA	± 40,450 S.F.	100%
LANDSCAPE AREA	± 9,602 S.F.	24%
BUILDING/PAVING AREA	± 30,848 S.F.	76%
BUILDING AREA	4878 S.F.	
COOLER/ FREEZER	250 S.F.	
PATIO	400 S.F.	
TOTAL	5528 SQ. FT.	
DINING SEATS	193 SEATS	
BUILDING HEIGHT	26'-4" AT PEAK	

PARKING COUNT

PARKING BASED ON 1/50 SF OF USABLE PUBLIC AREA.
2267/50 = 44 REQUIRED



59 SPACES
3 ACCESSIBLE SPACES
62 TOTAL SPACES PROVIDED



CASA GRANDE MARKETPLACE

DATE: 07/20/03

John Archibonchi

DATE: 07/20/03



SANDIA FOOD GROUP - PROTO 9.0
CASA GRANDE MARKETPLACE - CASA GRANDE, AZ

John Archibonchi

31 JULY 2003

6500 Greenbelt Ave.
Dallas, TX 75246
Suite 307
Tel: 214.361.9900
Fax: 214.361.9906