ELECTRICAL SYMBOLS

SYMBOLS FLOOR	SYMBOLS WALL	DESCRIPTION
		FLUORESCENT FIXTURE
		EXIT LIGHT (SOLID INDICATES FACE)
		INCANDESCENT FIXTURE
		JUNCTION BOX
		DUPLEX RECEPTACLE
		SINGLE RECEPTACLE
		SPECIAL RECEPTACLE
		QUADRUPLEX RECEPTACLE
D	D	DEDICATED RECEPTACLE
IG	IG	ISOLATED GROUND/DED NEUTRAL RECEPT
		TELEPHONE OUTLET
		DATA OUTLET
TV	TV	TELEVISION OUTLET
	$	SINGLE POLE SWITCH
	$2	TWO POLE SWITCH
	$3	THREE-WAY SWITCH
	$4	FOUR-WAY SWITCH
		DIMMER SWITCH
	$P	PILOT LIGHT SWITCH
	$H	SINGLE THROW THERMAL SWITCH
	$D	DOOR SWITCH
	$K	KEY OPERATED SWITCH
		BUZZER
		BELL
		PUSHBUTTON (MOMENTARY)
		PUSHBUTTON (START-STOP)
		MOTOR
		DISCONNECT SWITCH
		MOTOR STARTER
		COMBINATION MTR. STARTER & DISC. SWITCH
		TELEPHONE BACKBOARD
		PANELBOARD (480V.)
		PANELBOARD (208V.)
		EMERGENCY BATTERY PACK
	F	COMBINATION HORN/ADA STROBE
	F	FIRE ALARM PULL STATION
	F L	FIRE ALARM AUDIO-VISUAL DEVICE
	F P	F. A. PULL STATION W/ PROTECTIVE COVER
	F D	DUCT IONIZATION DETECTOR
	TS	FIRE ALARM TAMPER SWITCH
	FS	FIRE ALARM FLOW SWITCH
	T	TRANSFORMER
	T	HVAC TEMPERATURE SENSOR
	S	THERMOSTAT REMOTE SENSOR
		CONDUIT UP, CONDUIT DOWN
		SWITCHED CIRCUITRY BURIED OR IN SLAB
		CIRCUITRY IN WALL OR CEILING
		CONDUIT HOMERUN TO PANEL

NOTE: NOT ALL SYMBOLS MAY APPEAR ON DRAWINGS.

KITCHEN ELECTRICAL ROUGH-IN SCHEDULE

KEY	VOLT	Ø	CONNECTED TO:	QTY.	AMPS.	KW	HP		CIRCUIT NUMBERS:	C/B:	WIRE/CONDUIT:
E1	120	1	COFFEE MAKER	1	16.0	---	---		KA-1	1P20	2#12,1#12G,1/2"C
E3	120	1	PRINTERS(MOUNT PLUG 38" AFF) 4	3	4.0 EA.	---	---		A-36,A-38,A-40	1P20 EA.	2#12,1#12G,1#12IG,1/2"C EA.
E4	120	1	PRINTER	1	4.0	---	---		A-42	1P20	2#12,1#12G,1#12IG,1/2"C
E5	120	1	TEA BREWER	1	15.0	---	---		KA-65	1P20	2#12,1#12G,1/2"C
E6	120	1	SODA TOWERS (2)	2	15.0 EA.	---	---		KA-61,KA-63	1P20 EA.	2#12,1#12G,1/2"C EA.
E7	120	1	COLD PAN	1	4.6	---	---	SHUNT TRIP	KA-71(73)	1P20	2#12,1#12G,1/2"C
E8	120	1	SALAD DRYER	1	15.0	---	---		KA-69	1P20	2#12,1#12G,1/2"C
E11	208	3	DISHWASHER	1	48.4	---	---		KA-2/4/6	3P70	3#4,1#8G,1"C
E12	120	1	DETERGENT EQUIPMENT	1	10.0	---	---		KA-8	1P20	2#12,1#12G,1/2"C
E13	208/120	1	ICE MACHINE	2	13.5	---	---		KA-10/12,KA-62/64	2P20	3#12,1#12G,1/2"C EA.
E14	208/120	1	ICE MACHINE	1	13.5	---	---		KA-14/16	2P20	3#12,1#12G,1/2"C EA.
E15	208	3	TILTING SKILLET	1	50.0	---	---	SHUNT TRIP	KA-18/20/22(24)	3P70(S/T)	3#4,1#8G,1"C
E16	120	1	CONVENIENCE OUTLETS (11)	12	16 EA.	---	---		KB-12,14,16,18,20,22 24,26,28,30,32,36	1P20 EA.	2#12,1#12G,1/2"C EA.
E18	120	1	MICROWAVE	1	14.0	---	---		KA-9	1P20	2#12,1#12G,1/2"C
E19	120	1	UNDER COUNTER FREEZER	1	7.0 EA.	---	---		KA-11	1P20	2#12,1#12G,1/2"C
E31	120	1	PASTA COOKERS (2)	2	5.0 EA.	---	---	SHUNT TRIP	KA-26(28),KA-30(32)	1P20(S/T)EA.	2#12,1#12G,1/2"C
E38	208	1	HOT FOOD WELLS	1	17.3	---	---	SHUNT TRIP	KA-34/36,(38)	2P30(S/T)	3#10,1#10G,3/4"C
E40	120	1	REACH-IN REFRIGERATOR	1	8.0	---	---		KA-15	1P20	2#12,1#12G,1/2"C
E41	120	1	SAND. PREP. TABLE	1	11.0	---	---		KA-23	1P20	2#12,1#12G,1/2"C
E42	120	1	P.O.S./DATA (6)	6	---	0.35 EA.	---		A-1,5,7,9,11,13,15,17	1P20 EA.	2#12,1#12G,1#12IG,1/2"C EA.
E43	120	1	HOLDING CABINET	1	14.9	---	---		KA-19	1P20	2#12,1#12G,1/2"C
E48	120	1	PIZZA PREP. TABLE	1	10.0	---	---		KA-21	1P20	2#12,1#12G,1/2"C
E49	120	1	PIZZA OVEN CONTROLS	1	5.0		---		KB-34	1P20	2#12,1#12G,1/2"C
E51	120	1	CONVECTION OVEN	2	7.9 EA.	---	---	SHUNT TRIP	KA-40(42),KA-44(46)	1P20(S/T)EA.	2#12,1#12G,1/2"C EA.
E54	120	1	SAND. PREP. TABLE	1	11.0	---	---		KA-23	1P20	2#12,1#12G,1/2"C
E55	208	3	CONVECTION OVEN	1	---	7.5	---	SHUNT TRIP	KA-48/50/52	3P30	3#10,1#10G,3/4"C
E60	120	1	PORTABLE FILTER	1	6.2	---	---	SHUNT TRIP	KA-58(60),	1P20(S/T)	2#12,1#12G,1/2"C EA.
E62	120	1	SAND. PREP. TABLE	1	11.0	---	---		KA-25	1P20	2#12,1#12G,1/2"C
E64	120	1	TIMERS	1	1.0	---	---	SHUNT TRIP	KA-66(68)	1P20(S/T)EA.	2#12,1#12G,1/2"C
E72	120	1	SOUP WARMERS	1	7.0 EA.	---	---		KA-27,	1P20 EA.	2#12,1#12G,1/2"C EA.
E73	120	1	WARMER CABINET	2	16.0 EA.	---	---		KA-33,KA-35	1P20EA.	2#12,1#12G,1/2"C EA.
E74	120	1	BREAD WARMER	2	14.9 EA.	---	---		KA-37,KA-39	1P20EA.	2#12,1#12G,1/2"C EA.
E75	208	3	STEAMER	1	25.0	---	---	SHUNT TRIP	KA-74/76/78,(80)	3P40(S/T)	3#8,1#10G,1"C
E76	120	1	HEATED DISH DISPENSER	1	4.2	---	---		KA-41	1P20	2#12,1#12G,1/2"C
E79	120	1	SLICER	1	5.5	---	---		KA-43	1P20	2#12,1#12G,1/2"C
E85	208	3	FREEZER COMPRESSOR	1	15.5	---	---		KB-1/3/5	3P20	3#12,1#12G,3/4"C
E85A	208	1	FREEZER COIL	1	16.5	---	---		KB-7/9	2P30	2#10,1#10G,3/4"C
E85B	120	1	FREEZER DOOR HEATER/HEAT RELIEF	1	---	0.9	---		KB-11	1P20	2#12,1#12G,1/2"C
-	208	1	HEATER CABLE	1	20.0	---	---		KB-13,15	2P30	2#10,1#10G,3/4"C
E85C	120	1	FREEZER LIGHT	1	10.0	---	---		KB-17	1P20	2#12,1#12G,1/2"C
E86	208	3	COOLER COMPRESSOR	1	19.2	---	---		KB-2/4/6	3P30	3#10,1#10G,3/4"C
E86A	120	1	COOLER COILS (2)	2	4.2 EA.	---	---		KB-8	1P20EA.	2#12,1#12G,1/2"C EA.
E86B	120	1	COOLER LIGHT	1	5.5	---	---		KB-10	1P20	2#12,1#12G,1/2"C
E88	120	1	MIXER	1	12.5	---	---		KA-31	1P20	2#12,1#12G,1/2"C
E101	208	1	MARGARITA MACHINE	1	17.0	---	---		KA-45/47	2P25	2#10,1#10G,3/4"C
E103	120	1	BLENDER STATION	1	16.0	---	---		KA-49	1P20	2#12,1#12G,1/2"C
E107	120	1	MUG FROSTER	1	8.2	---	---		KA-51	1P20	2#12,1#12G,1/2"C
E113	120	1	~~UNDER COUNTER REFRIGERATOR~~ 4	2	9.0	---	1/3		KA-53,KA-55	1P20	2#12,1#12G,1/2"C EA.
E114	120	1	ESPRESSO MACHINE(MOUNT PLUG 45" AFF)	1	20.0	---	---		KA-57	1P30	2#10,1#10G,3/4"C
DCO	120	1	CONVENIENCE OUTLET	2	15.0 EA.	---	---		KA-3,KA-5,	1P20 EA.	2#12,1#12G,1/2"C EA.
HL1	120	1	HOOD LIGHT	1		0.50	---	SHUNT TRIP	ON KB-23	1P20(S/T)	2#12,1#12G,1/2"C
HL2	120	1	HOOD LIGHT	1	1	0.90	---	SHUNT TRIP	KB-25	1P20(S/T)	2#12,1#12G,1/2"C
FPS	120	1	FIRE PROTECTION SYSTEM	1	16.0	---	---	SHUNT TRIP	KB-21	1P20(S/T)	2#12,1#12G,1/2"C
SCO	120	1	FLY CATCHERS	2	16.0	---	---		KA-75,KA-77	1P20 EA.	2#12,1#12G,1/2"C EA.
E120	120	1	BREAD WARMER	1	8.0	---	---		KA-59	1P20	2#12,1#12G,1/2"C
E137	120	1	IN CABINET TO GO SYSTEM	2	12	---	---		KA-67,69	1P20 EA.	2#12,1#12G,1/2"C EA.
E138	120	1	IN CABINET DATA AND FAX LINES	1	12	---	---		KA-21	1P20	2#12,1#12G,1/2"C
MON	120	1	CAMERA / MONITOR	1	16.0	---	---		KB-35	1P20	2#12,1#12G,1/2"C EA.

(S/T) = SHUNT-TRIP CIRCUIT BREAKER (SHOWN IN PARENTHESIS)
IG = ISOLATED GROUND WIRE

LIGHTING SCHEDULE 03/28/05

NO.	UNIT #	DESCRIPTION	PROV.
A	FL8026U-22-WH	RECESSED COMPACT FLUORESCENT DOWN LIGHT, TRIPLE TUBE 18W 3000 KELVIN OSRAM CF18DT/E/IN/830 *USE FL8026U-2820-WH AT EXPO BAR BY: JUNO LIGHTING	CONTR.
A-1	CVB-1260-800CL	RECESSED COMPACT FLUORESCENT DOWN LIGHT, QUAD TUBE 26W 2700 DEG. KELVIN BY: JUNO LIGHTING	CONTR.
B	IC44-442C-WH	4" RECESSED LOW VOLTAGE DOWN LIGHT,CLEAR ALZAK REFL., 50W MR16, INTEGRAL 50 VA XFMR, BY: JUNO LIGHTING	CONTR.
B-1	IC44-448-WH	4" RECESSED LOW VOLTAGE EYBALL, BLACK BAFFEL CONE, 50W MR16, INTEGRAL 50 VA XFMR BY: JUNO LIGHTING	CONTR.
B-2	IC44-448-WH	4" RECESSED LOW VOLTAGE EYBALL, BLACK BAFFEL CONE, 50W MR16, INTEGRAL 50 VA XFMR BY: JUNO LIGHTING	CONTR.
B-3	61CF15666C	60 W INCANDESCENT W/ IMPACT RESISTANT GLASS GLOBE. BY: CANLET	CONTR.
C	2J332-EXA-120 LKCW	2x4 RECESSED LAY-IN FLOURESCENT 3 LAMP T8 32W ACRYLIC PRISMATIC LENS,ALUM. TRIM DOOR w/HINGE&LATCH COLUMBIA	CONTR.
C1		SAME AS 'C' w/90 MIN. EMER. BATTERY BACKUP	CONTR.
C2	2J232-EXA-120	SAME AS "C" LAY IN TWO LAMP FLUORESCENT, 48" T8 32W	
D	WP-2-100-H	EXTERIOR H.I.D. WALL PACK, 100W MTL. HALIDE, RAB ELEC.	CONTR.
E-1	HALCO	ROPE LIGHTS; 12'-6" LONG WITH PLUG-IN END	OWNER
E-2	HALCO	ROPE LIGHTS; 25'-3" LONG WITH PLUG-IN END	OWNER
E-3	HALCO	ROPE LIGHTS; 11' LONG WITH PLUG-IN END	OWNER
E-4	HALCO	ROPE LIGHTS; 21' LONG WITH PLUG-IN END	OWNER
E-5	LUMISPHERE	LOW VOLTAGE FESTOON LIGHTING; (3) 24' LONG STRINGS	OWNER
F	EL25 VERDE (SP-12" LEADS)	ROOF MT. QUARTZ FIXTURE WITH DIE CASE ALUM. TEMP. GLASS LENS, GASKET SEAL, ALUM. REFLECTOR, SWIVEL KNUCKEL MT.# (1) 100W T4 HALOGEN LAMP, KIM	CONTR.
G	3RA12 BZP	TROY, ANGLE REFLECTOR FLOOD, 150W/A-19R	OWNER
G1	36L50 BZP	TROY; EXT. WALL BRACKET, 50", 8" SIGN ARM, 3/4 IPS	OWNER
J	3074-18-33	QUORUM. CEILING MOUNTED 13"x17", COBBLESTONE (2) 60W MEDIUM	OWNER
J-1	6024-1-33	QUORUM; INTERIOR PENDENT, COBBLESTONE, (4)-60W CANDELABRA 7'-0" A.F.F.	OWNER
K	40706ABZ	KENROY CHANDELIER WITHOUT GLASS TEARDROPS (6) 60W, (C) BULBS 6'-0" A.F.F.	OWNER
K-1	NOT USED		
K-2	2238-OB	KICHLER OLDE BRICK, (6) 60W TORPEDO BODY HGT. 30 1/2", WIDTH 33", SHADES NOT INCLUDED, BRONZE PATINA 7'-0" A.F.F	OWNER
K-3	40706ABZ	KENROY CHANDELIER WITHOUT GLASS TEARDROPS (6) 60W (C) BULBS	OWNER
L	REMCRAFT 216	REMCRAFT 210 SERIES - DOWNLIGHT MODEL 216 BRONZE 5" x 7 1/2" 75W R-30	CONTR.
M	6228-2-36	QUORUM; INTERIOR WALL SCONCE; TWO LIGHT 2-60W CANDELABRA 5"W, 15.25"H BRONZE FINISH MOUNT AT 84" AFF	
M1	6228-1-36	SAME AS 'M' EXCEPT ONE 60W LAMP MOUNT AT 84" AFF	OWNER
N	B6886-BZP	TROY; EXT. WALL LANTERN 48 1/2"H, 14"W, STANDARD ARM w/AMBER SEEDED GLASS PANELS IN LIEU OF CLEAR BEVELED, 4 LIGHTS, 60W, BRONZE PATINA FINISH	OWNER
N	PCD6885-BZP W/POLE #PM4446	TROY; EXT. WALL LANTERN 48 1/2"H, 14"W, STANDARD ARM w/AMBER SEEDED GLASS PANELS IN LIEU OF CLEAR BEVELED, 4 LIGHTS, 60W, BRONZE PATINA FINISH	OWNER
P	NICOR 11516-B2	(SINGLE WALL BULLET) SURFACE MOUNTED ADJUSTABLE, BRONZE FINISH (1) 50W PAR 20 FL	OWNER
P-1	NICOR 11526-B2	(TWIN WALL BULLET) SURFACE MOUNTED ADJUSTABLE, BRONZE FINISH (2) 50W PAR 20 FL	OWNER
Q	-	BAR TOP MOUNTED DECOR LAMP COORDINATE INSTALLATION WITH OWNER	OWNER
R	62424-18-33	~~QUORUM; INTERIOR PENDANT; 1-60W MED.~~	~~OWNER~~
S	H522160TBL	SELENA PENDENT LIGHT 50W DC BAY HALOGEN 120VBA15D(38" ABOVE PLATEFORM) 4	OWNER
T	EXREMFA BL	EXIT FIXTURE; RED STENCIL FACE LETTERS 90 MIN. EMER. BATTERY BACKUP; PRESCOLITE (CLG. MNT @ DR. 102)	CONTR.
U	ED82 BK	EMER. EGRESS LIGHT; DUAL SEALED BEAM HEADS w/ INTEGRAL SEALED BATT. AUTO OPERATION; PRESCOLITE MOUNT 12" BELOW CEILING	CONTR.
V	C84-240-LE-120	4'-TWO LAMP FLOURESCENT STRIP; W-T8/32W; COLUMBIA PROVIDE TUBE GUARDS WITH FIXTURE	CONTR.
V-1	CH2-120-LE-120	2'-ONE LAMP FLRNT STRIP; 1-F20 w/WARM WHITE,COLUMBIA	CONTR.
X	640-1-5	QUORUM; EXTERIOR SURFACE MOUNTED DOWNLIGHT, 40W PAR 38 FL	OWNER
Y	B6820-BZP	TROY; EXTERIOR WALL LANTERNS; 18" BRONZE PATINA 1 LIGHT 60W	OWNER
Z	BBH/4H50	GROUND MOUNTED INCAND. BULLET FLOOD; (1) 75W PAR 38 CAP/FL. HADCO	CONTR.

1. CONTRACTOR SHALL BE RESPONSIBLE FOR SELECTING THE APPROPRIATE FIXTURE MOUNTING HARDWARE TO MATCH CEILING TYPE AS SHOWN ON ARCHITECTURAL PLANS.
2. NO FIXTURE SUBSTITUTIONS ALLOWED.

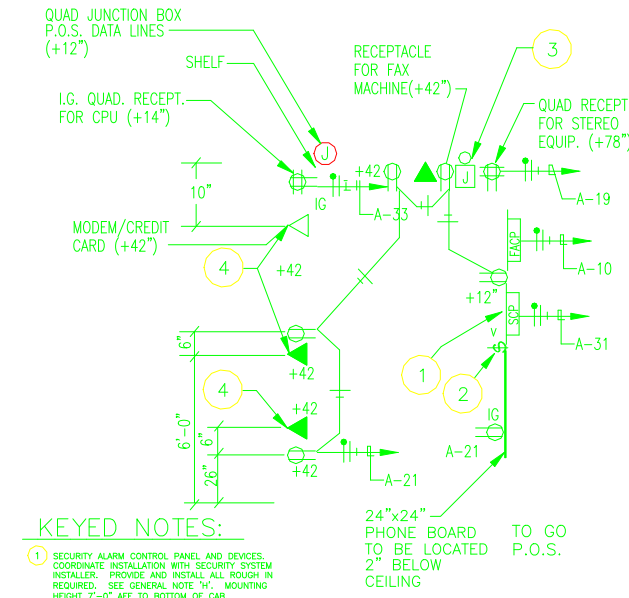

KEYED NOTES:

1. SECURITY ALARM CONTROL PANEL AND DEVICES. COORDINATE INSTALLATION WITH SECURITY SYSTEM INSTALLER. PROVIDE AND INSTALL ALL ROUGH IN REQUIRED. SEE GENERAL NOTE 'H'. MOUNTING HEIGHT 7'-0" AFF TO BOTTOM OF CAB.
2. VOLUME CONTROL FOR STEREO SYSTEM. 2 CONTROLS - ONE FOR OFFICE AND ONE FOR RESTROOMS.
3. PULLBOX ABOVE CEILING FOR SPEAKER SYSTEM WITH 2" E.C. WITH PULLWIRE DOWN TO 2-GANG J-BOX FLUSH-MOUNTED IN WALL ABOVE STEREO SHELF AND NEXT TO QUAD RECEPTACLE +78". PROVIDE AND INSTALL A COVERPLATE WITH BUSHED OPENING FOR CONNECTION OF SPEAKER WIRING TO STEREO EQUIPMENT DOUBLE GANG J-BOX.
4. 3/4" CONDUIT WITH PULLWIRE TO ABOVE CEILING FOR EACH COMMUNICATION DEVICE. (TYPICAL)

KITCHEN P.O.S.

3 OFFICE PLAN - ELECTRICAL

SCALE: 1/2" = 1'-0"

SAFETY NOTICE:
TYPICALLY ALL ELECTRONIC LOCKING SYSTEMS SHOULD RELEASE AUTOMATICALLY UPON ACTIVATION OF FIRE ALARM SYSTEM.
NEVER CONNECT TO ANY DEVICE OR LOCKS TO DOORS WITHOUT FIRST CONSULTING WITH YOUR LOCAL APPROVING AUTHORITY.
NOTE:
1.) PRODUCT VOLTAGE IS NOT SPECIFIED ON WIRE DIAGRAM, BUT MUST BE SPECIFIED WHEN ORDERING PRODUCT. (12 OR 24 VDC)
2.) IF YOU HAVE ANY QUESTIONS, PLEASE FEEL FREE TO CALL US AT (800 MAGLOACK (EXT #1) FOR TECHNICAL SUPPORT LAMP OPERATION: ALL SECURITRON SYSTEM KEY SWITCHES AND PUSH BUTTONS ARE NORMALLY WIRED AS FOLLOWS:
GREEN = POWER TO LOCK
RED = NO POWER TO LOCK

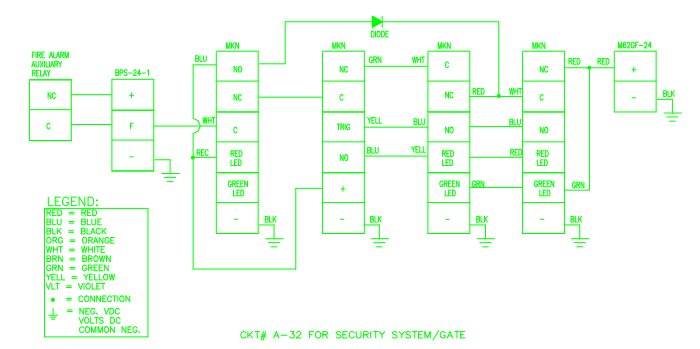

CKT# A-32 FOR SECURITY SYSTEM/GATE

1 SECURITY GATE CONTROL DETAIL

NO SCALE:

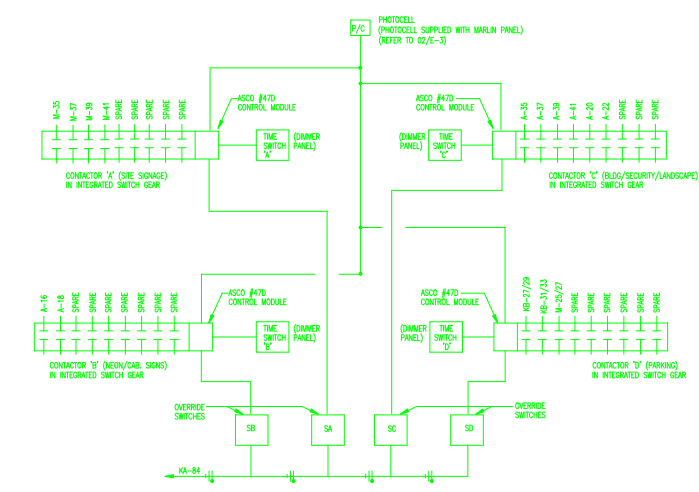

2 EXTERIOR LIGHTING CONTROL DETAIL

NO SCALE:

TIMECLOCKS SHALL BE INCLUDED IN DIMMER PANEL PACKAGE.
MARLIN SUPPLIES TO CPI AND CPI MOUNTS IN PANEL

E-4

Xref XTBLK50.dwg

Xref XPLAN50.dwg